C 50%

cninf 中国证券监督管理委员会指定信息披露网站 巨潮资讯网 http://www.cninfo.com.cn

C 50%

σ

1

C

c

“ ”

Ɲ Б Ґ Ȍ

ᴇ ȣ

“ ”

“ ”

1

2

C

“

”

“

”

“ ”

ฟ Я

Ц ปิน

“ ”

“ ”

ṭ ɣ

“ ”

“ ”

		2006 12 31	2007 12 31	2008 12 31	2009 7 31

2006 2007 **2008** **2009** **1-7**

×

		×		

`

Ṛ ˜ " ḥ ì ` ij

× “

×

×

TH315 —— 4-6-4 22

	m	m/h	mm	kw
TH315	30.5	30	500	15

×

×

× ×

× ×

—— **4-6-5 3**

×



× ×

×

—

—

4-12-1 3

“ ” “

” “

” “

”

×

“ ”

×

			m2				

			m2				

			A	B	C

9

4‡ 9A˜ ¬ ý C Ã J X Bú! BúM6 dQ 6ˆ•Ò—

		A	**B**	**C=B-A**	**D=C/A×100%**

-

-

$$\sum_{t=}^{n} \frac{t}{+ \quad t}$$

	2008	2009 1-7

1.

1.

V

1.

Z

1.

	2009 8-12	2010	2011	2012	2013	2014

5

/	2009 8-12	2010	2011	2012	2013	2014	2015
	1,689.60	3,829.80	4,795.80	4,730.28	4,668.00	4,608.84	

-270.878 .84 45,825.1(2(1)-6.2(75)]TJ 1)3028.8478 782(97)-68(1)-6.9978

=

×

×

-		
-		
-		

п

“ ”

Ч 4

≥

→ → → →

→

→ → → → →

→ → → → → →

→ → → → →

⊥ ⅲ ⅛ ⅴ ∣ × ⅛

× ±

χ ±

× ±

—

I À ¡

3

× ×

c

1

c

× ×

×

×

7# —— 4-6-4 1210 1211

c

×

×

%

		×			
		×			
		×			
		×			
		×			
		×			
		×			
					5,053,160.02

×

3		12		11
4		10	247MW/247MW	9
5		8		7
		100		91

× ×

×

×

—— **4-6-5** **20**

ᴝ

ˆ " h ˚

طد

×

—

			%	
1				
1 .1		A ×		

[redacted]

C 7# 2*210MW

17

		[redacted]	[redacted]	[redacted]

[redacted]

[redacted]

c

× ×

× ×

×

×

—

—

“ ”

“ ”

—	**19,168,817.79**	**16,180,867.22**

	C	8				
	C	8				

	C	8				
	C	8				
	C	8				
	C	8				
	C	8				

	m2		

“ ” “

”

“ ”

I

3

“ ”

5

—

×

× × ×

× × × ×

4-12-1 4

“ ” “ ”

“

”

ɜ Ń " / ¯ ɔ

∑		

× × ×

×

× × × ×

			m2				

×

×

C

C

C

210MW

6 7 6 1998 7 2003

7 2002 12

420MW

“

	2006	2007	2008	2009 1-7

6.77% 2009

د

د

د

Й هم

1

$$\sum_{t=}^{n} \frac{t}{+ \quad t}$$

1

2

WACC

WACC=Re × E/ D+E +Rd × D/ D+E × 1 T

Re

Rd

D/E

T

Re CAPM

$$= \quad +(\ (\quad)- \quad)\times\beta+\beta$$

Rf

β Beta

E Rm

βs

3

4

C

2

= + - -

3 C

4

5

2

1 C

2 C

3 C

4 C

5 C

6 C

7 C

8 C

9 C

10 C

11 C

12

13

14 C

C 2009

= + - -

C

1 C 2006 -2008

2 C

3

4

5

6

“ ”

图1 2004-2008年国内生产总值及其增长速度

2 [illegible]

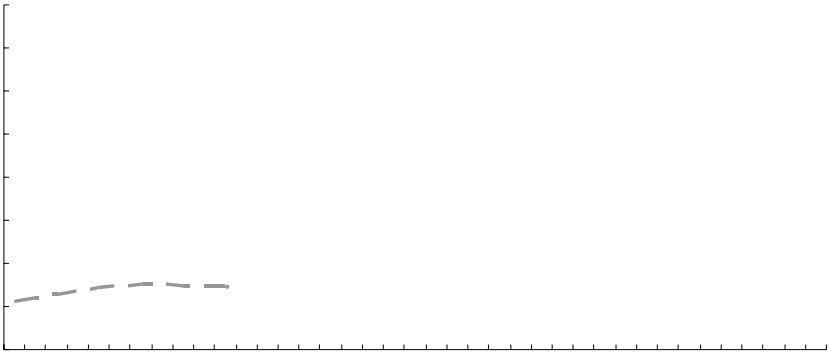

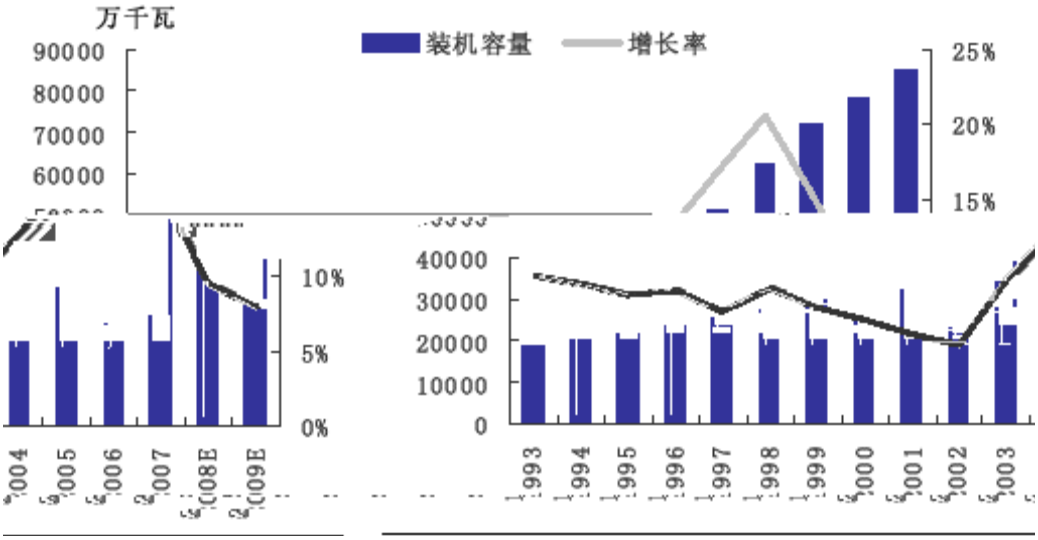
万千瓦
装机容量
增长率
90000
80000
70000
60000
25%
20%
15%
10%
5%
0%
40000
30000
20000
10000
0
2004
2005
2006
2007
2008E
2009E
1993
1994
1995
1996
1997
1998
1999
2000
2001
2002
2003

4

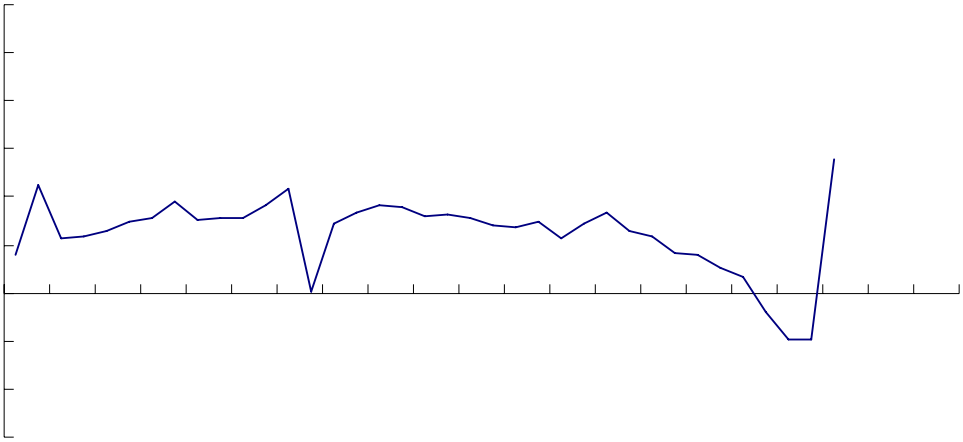

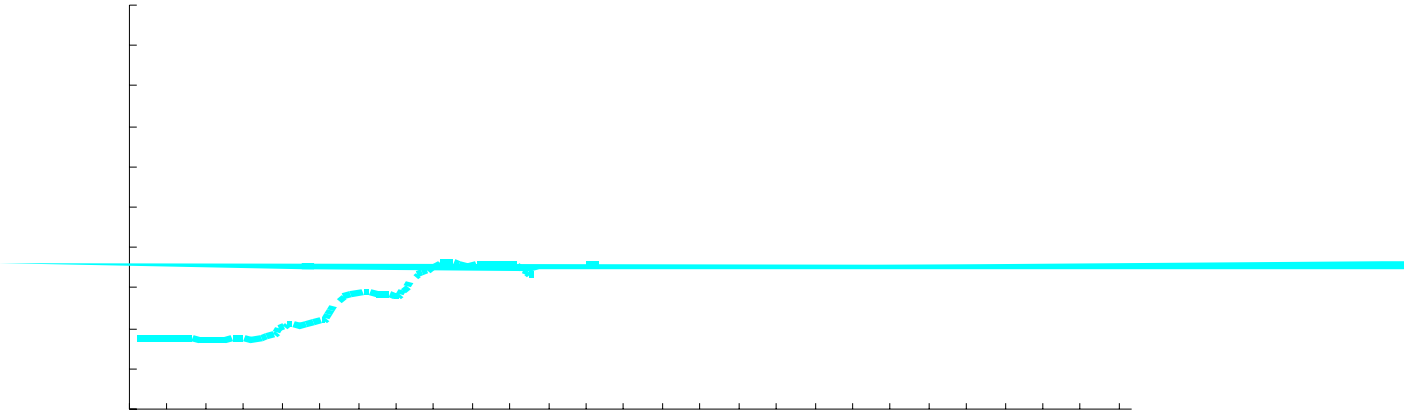

“ ”

		2009 8-12	2010	2011	2012	2013	2014
	6	1,795	5,800	6,000	6,200	6,300	6,100
	7	1,795	5,800	6,000	6,200	6,300	6,100

	2006	2007	2008	2009 1-7
	7.87%	7.84%	7.81%	7.81%

—

×

		2009 8-12	2010	2011	2012	2013	2014
	6	35,064.50	113,274.00	117,180.00	121,086.00	123,039.00	119,133.00
	7	35,064.50	113,274.00	117,180.00	121,086.00	123,039.00	119,133.00

×

× × ×

		2011	2012	2013	2014
/	6	0.4332	0.4428	0.4529	0.4529
	7	0.4794	0.4890	0.4991	0.4991

×

	2009 8-12	2010	2011	2012	2013	2014
	31,842.07	101,312.27	106,938.47	112,827.93	117,133.13	113,414.62

Z # ᴺ ɑ ə ḯ

×

	2006	2007	2008	2009 1-7

Ķ Ĥu

?

?

j ĝ

Ķ

Ŕ Ŕ

Ŕ

ĥ

?

$$= \quad \times \frac{\quad}{+} + \quad \times \frac{\quad}{+} \times (\; - \;)$$

$$= \quad + (\; (\quad) - \quad) \times \beta$$

$$-$$

$$\beta$$

$$= \quad + (\ (\quad) - \quad) \times \beta + \beta$$

β

β

β

beta

		Beta	/	%	**2006-2008**		**beta**

Beta /

\+ - -

/	2009 8-12	2010	2011	2012	2013	2014	2015

/	2009 8-12	2010	2011	2012	2013	2014	2015
	131,934.98						

					D=C/A × 100%